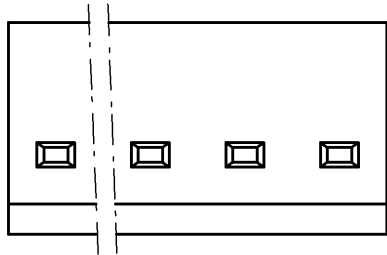


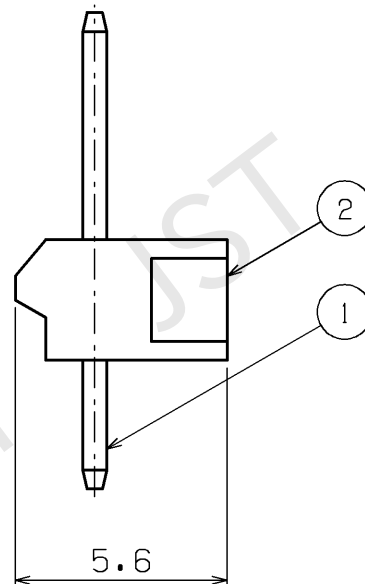
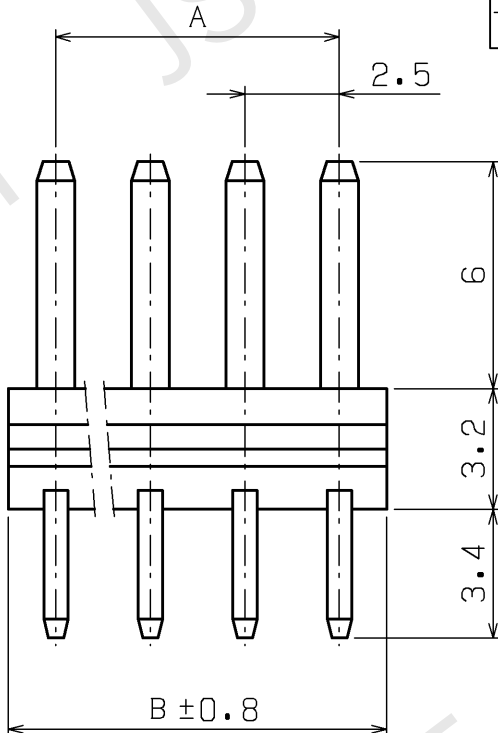
改訂 REV.	変更事項 DESCRIPTIONS	年月日 DATE	0
△			

A



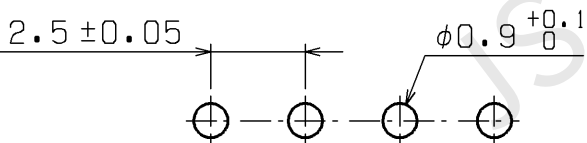
12	27.5	30.0	25	60.0	62.5
11	25.0	27.5	24	57.5	60.0
10	22.5	25.0	22	52.5	55.0
9	20.0	22.5	21	50.0	52.5
8	17.5	20.0	20	47.5	50.0
7	15.0	17.5	18	42.5	45.0
6	12.5	15.0	17	40.0	42.5
5	10.0	12.5	16	37.5	40.0
4	7.5	10.0	15	35.0	37.5
3	5.0	7.5	14	32.5	35.0
2	2.5	5.0	13	30.0	32.5
極数 Cir- cuits	A	B	極数 Cir- cuits	A	B

B



C

D



推奨基板穴寸法

Recommendable P.C.Board hole layout

NOTE

1. 指定外公差: ±0.3

NOTE

1. Unless otherwise specified, tolerances are ±0.3

E

2	ベースハウジング BASE HOUSING	PA		UL94V-0, ナチュラル NATURAL
1	コンタクト CONTACT	銅合金 COPPER ALLOY	すずめっき TIN PLATED	
品番 No.	部品名 PART NAME	材質 MATERIAL	処理 SURFACE FINISH	備考 REMARKS

F

サイズ SIZE	単位 UNIT	投影法 PROJECTION	作図年月日 DATE	納入先 CUSTOMER	廠
A4	METRIC		MAR.01.2024		
尺度 SCALE				品名 PART NAME	
5:1				NH コネクタ NH CONNECTOR	
形番 PART No.				B()P-SHF-1AA (LF) (SN)	
図番 DRAWING No.				KRD-34417-1	RO



日本圧着端子製造株式会社
J.S.T. MFG. CO., LTD.

THIS DRAWING CONTAINS INFORMATION THAT IS PROPRIETARY TO J.S.T. AND SHALL NOT BE USED OR ADAPTED, COPIED, OR PUBLISHED WITHOUT WRITTEN PERMISSION. IN THE EVENT THAT THERE ARISE ANY DOUBTS OR CONTROVERSIES BETWEEN JAPANESE AND ENGLISH EXPRESSION, THE JAPANESE TEXT SHALL PREVAIL.