REVISIONS					
P	LTR	DESCRIPTION	DATE	DWN	APVD
	A	RELEASED	13SEP2022	AY	KK

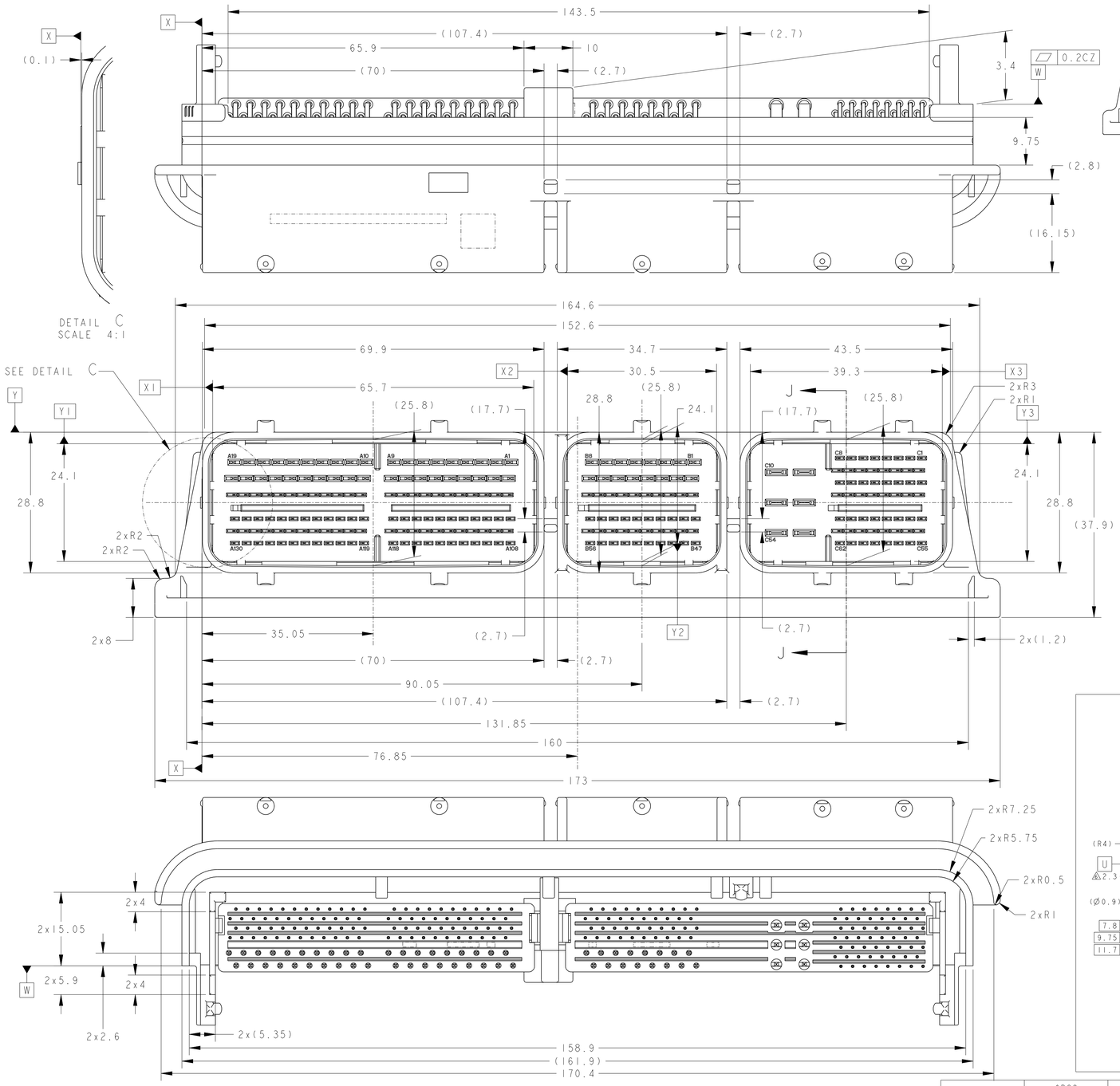

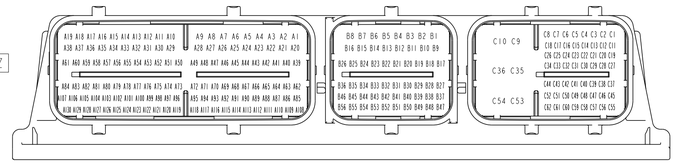

1. 適用プリント基板板厚は1.2±0.19mmである
2. ( )内の寸法は参考寸法である
3. 0.5 TAB CONTACT 錫めっき範囲
4. 1.0 TAB CONTACT 錫めっき範囲
5. 2.8 TAB CONTACT 錫めっき範囲
6. コネクタ受け部寸法
7. ランド、オーバーレジスト形状は基板裏面も同一
8. 回路番号（嵌合面視）
9. レーザーマーキング
10. メスコネクタ親品番
品番末尾の-Xは仕様ごとに変わるため使用時に確認すること
0.5/1.0 130極 メスコネクタアセンブリ 2260792-X
0.5/1.0 56極 メスコネクタアセンブリ 2260802-X
0.5/2.8 62極 メスコネクタアセンブリ 2260813-X

1. THICKNESS OF APPLICABLE PRINTED CIRCUIT BOARD:1.2±0.19mm
2. ( ) INDICATE DIMENTION IS FOR REFERENCE.
3. Sn PLATED AREA OF 0.5 TAB CONTACT (SOLDERING SIDE)
4. Sn PLATED AREA OF 1.0 TAB CONTACT (SOLDERING SIDE)
5. Sn PLATED AREA OF 2.8 TAB CONTACT (SOLDERING SIDE)
6. DIMENTION OF CONNECTOR PLACING AREA.
7. LAND AND OVER-RESIST SHAPE IS SAME ON THE OTHER SIDE OF PRINTED CIRCUIT BOARD.
8. CIRCUIT NUMBER (SEE FROM MATING SIDE)
9. LASER MARKING
10. FEMALE CONNECTOR INFOMATION
"-X" IS UNIQUE NUMBER BECAUSE CONFIRM BEFORE USE.
0.5/1.0 130 POSITION FEMALE CONNECTOR ASSEMBLY 2260792-X
0.5/1.0 56 POSITION FEMALE CONNECTOR ASSEMBLY 2260802-X
0.5/2.8 62 POSITION FEMALE CONNECTOR ASSEMBLY 2260813-X

PLASTIC BOX 通い箱	6POS C9,C10,C35 C36,C53,C54	54POS. A1-A38,B1-B16	106POS. A39-A84,B17-B36 C1-C8,C11-C34,C37-C44	82POS. A85-A130,B37-B56 C45-C52,C55-C62	—	—	—	BLACK/黒	2260316-3
CARTON BOX 段ボール箱	—	—	—	—	6POS C9,C10,C35, C36,C53,C54	54POS. A1-A38,B1-B16	188POS. A39-A130,B17-B56,C1-C8, C11-C34,C37-C52,C55-C62	BLACK/黒	2260316-2
OUTER/外装	2.8 REC. CONT. 2.8端子	1.0 REC. CONT. 1.0端子	0.5 REC. CONT. 0.5端子	0.5 REC. CONT. 0.5端子	2.8 REC. CONT. 2.8端子	1.0 REC. CONT. 1.0端子	0.5 REC. CONT. 0.5端子	COLOR/色	PART NUMBER 型番
PACKING /梱包仕様	SELECTIVE TIN BRIGHT Sn/MATTE Sn 部分光沢錫/半光沢錫			SELECTIVE GOLD (GOLD/MATTE Sn) 部分金/半光沢錫	SELECTIVE Ag (Ag/MATTE Sn) 部分光沢錫/半光沢錫				
	8 TERMINAL FINISH / 端子仕上								

THIS DRAWING IS A CONTROLLED DOCUMENT.

DIMENSIONS: mm

TOLERANCES UNLESS OTHERWISE SPECIFIED:
一般公差 : ± 0.3
~~0 PLC ±1~~
~~1 PLC ±0.1~~
~~2 PLC ±0.01~~
~~3 PLC ±0.001~~
~~4 PLC ±0.0001~~
ANGLES ±3°00'

MATERIAL: PBT GF30 BRASS
FINISH: SEE TABLE

DWN A.YAMAGUCHI 18MAY2022
CHK K.KATO 18MAY2022
APVD K.KATO 18MAY2022
PRODUCT SPEC -
APPLICATION SPEC -
WEIGHT 95 g

TE Connectivity

NAME: 0.5/1.0/2.8 SEALED CONNECTOR 248POS. CAP ASSEMBLY

SIZE A1 | CAGE CODE 00779 | DRAWING NO C-2260316 | RESTRICTED TO -

CUSTOMER DRAWING | SCALE 2:1 | SHEET 1 OF 2 | REV A

4805 (3/13)

REVISIONS					
P	LTR	DESCRIPTION	DATE	DWN	APVD
	-	SEE SHEET 1	-	-	-

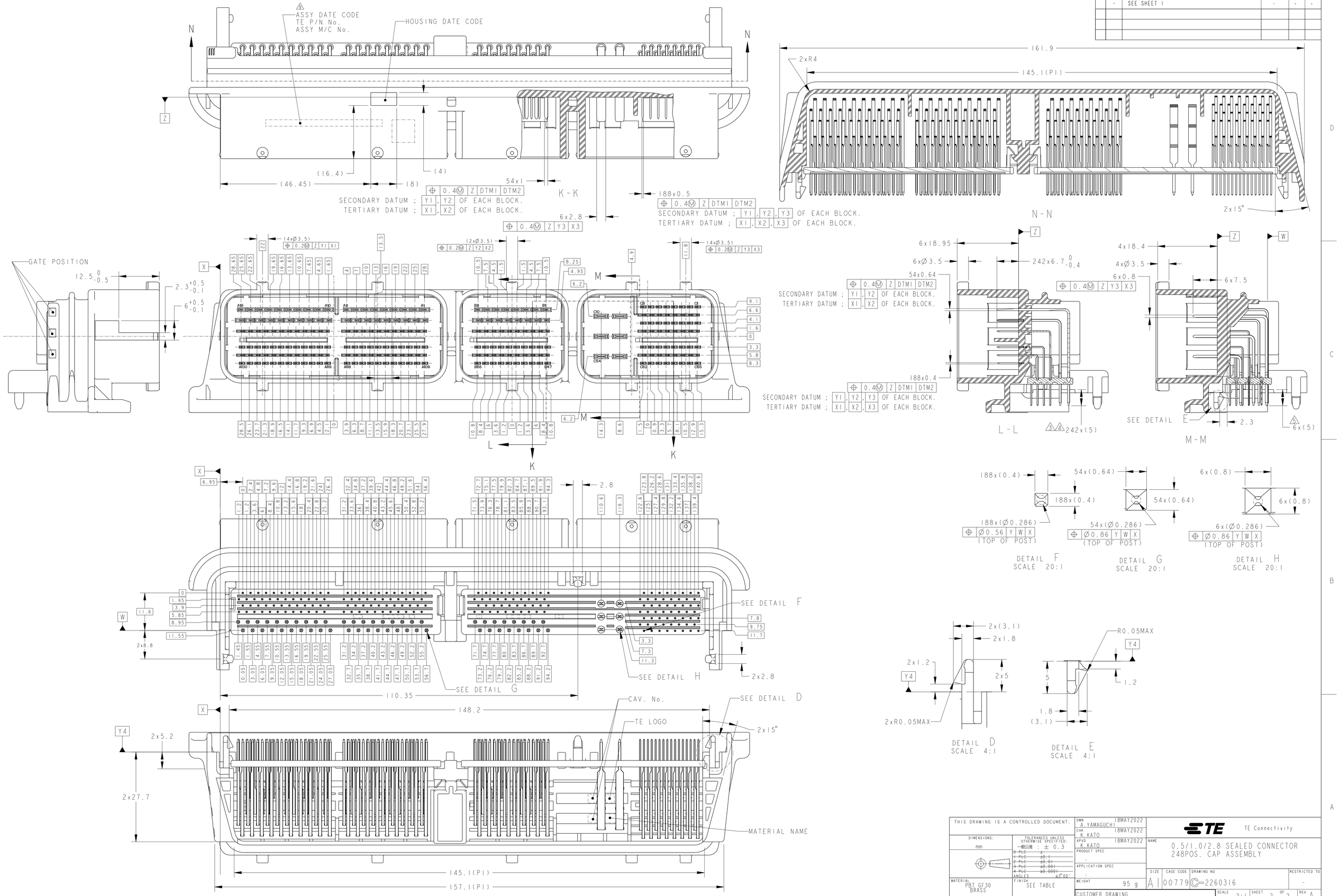

THIS DRAWING IS A CONTROLLED DOCUMENT.

DIMENSIONS: mm

TOLERANCES UNLESS OTHERWISE SPECIFIED: 一般公差 : ± 0.3
~~0 PLC ±~~
~~1 PLC ±0.1~~
~~2 PLC ±0.01~~
~~3 PLC ±0.001~~
~~4 PLC ±0.0001~~
ANGLES ±3°00'

MATERIAL: PBT GF30 BRASS
FINISH: SEE TABLE

DWN	A.YAMAGUCHI	18MAY2022
CHK	K.KATO	18MAY2022
APVD	K.KATO	18MAY2022
PRODUCT SPEC	-	
APPLICATION SPEC	-	
WEIGHT	95 g	

TE Connectivity

NAME: 0.5/1.0/2.8 SEALED CONNECTOR 248POS. CAP ASSEMBLY

SIZE	CAGE CODE	DRAWING NO	RESTRICTED TO
A1	00779	C-2260316	-

CUSTOMER DRAWING | SCALE 2:1 | SHEET 2 OF 2 | REV A

4805 (3/13)