

Customer Information Sheet

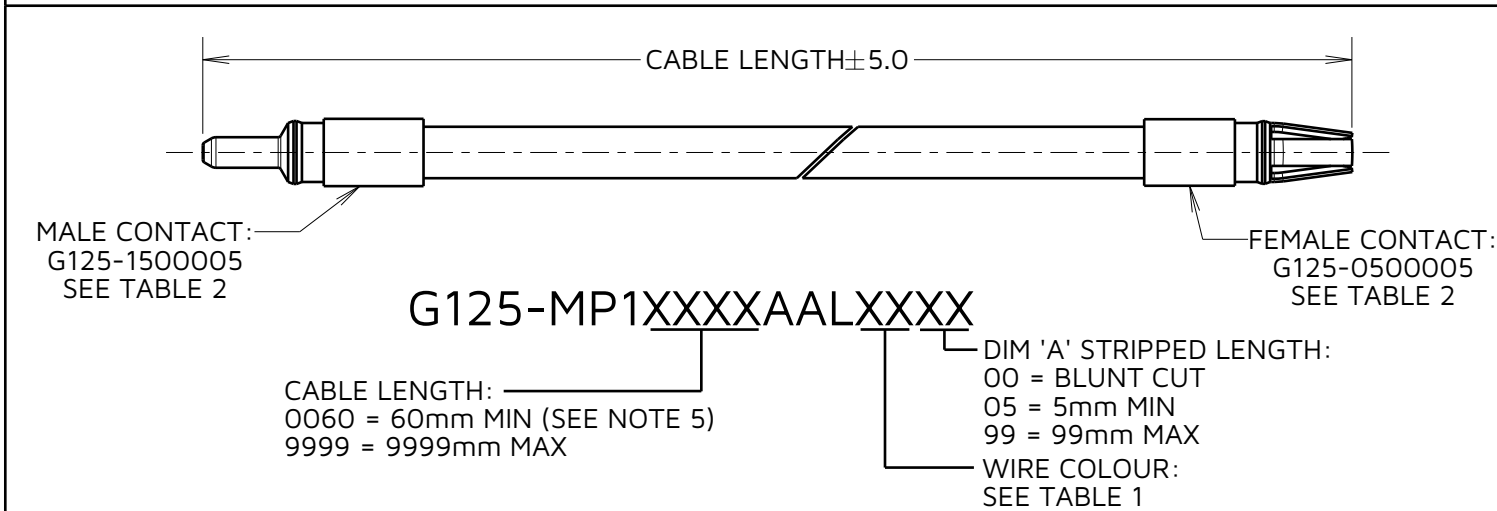
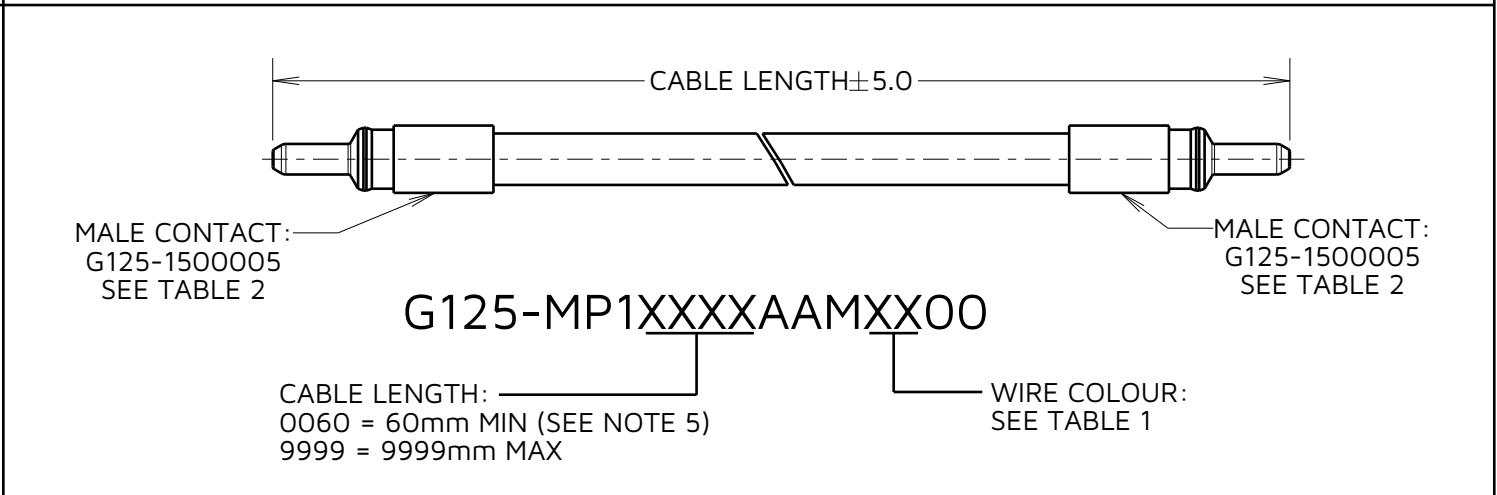
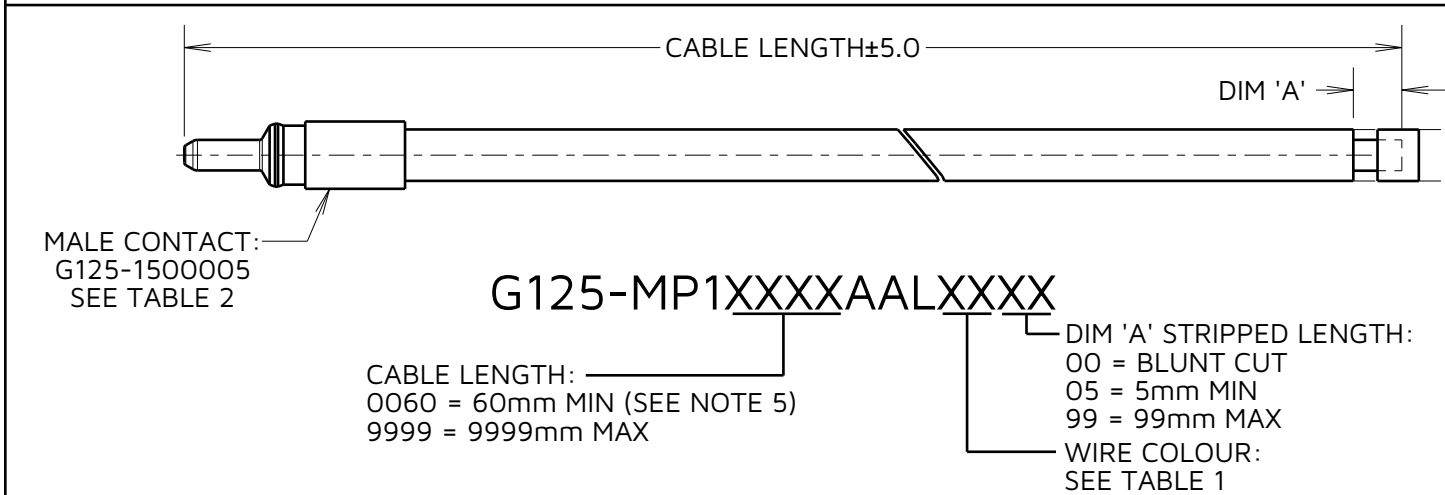
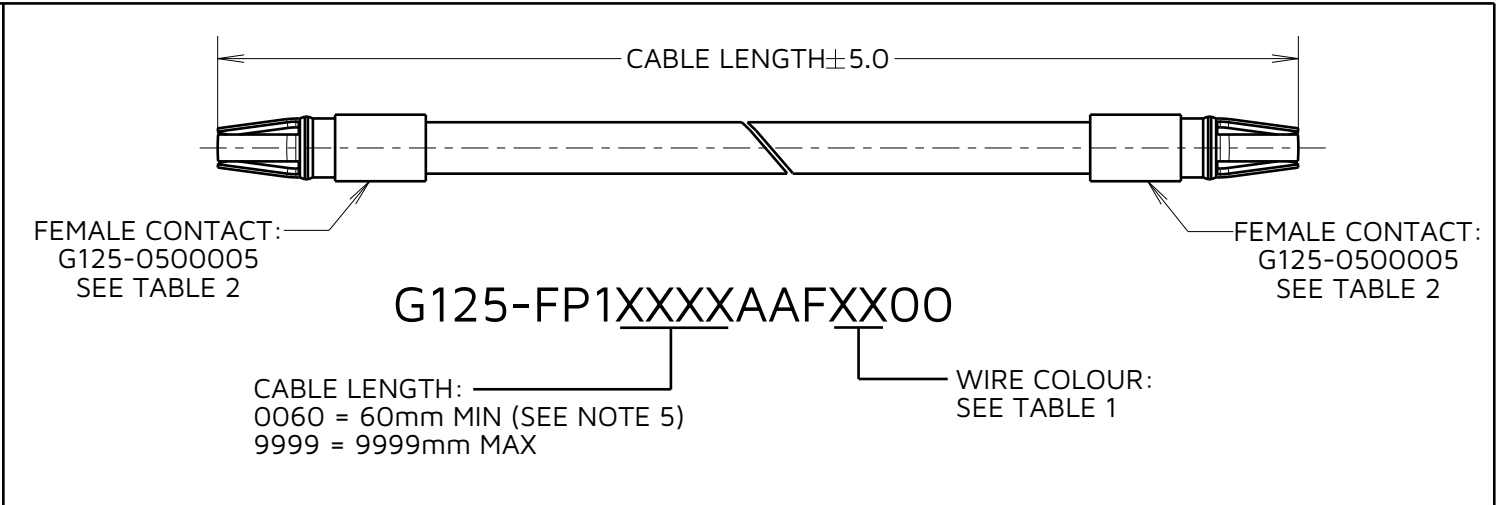
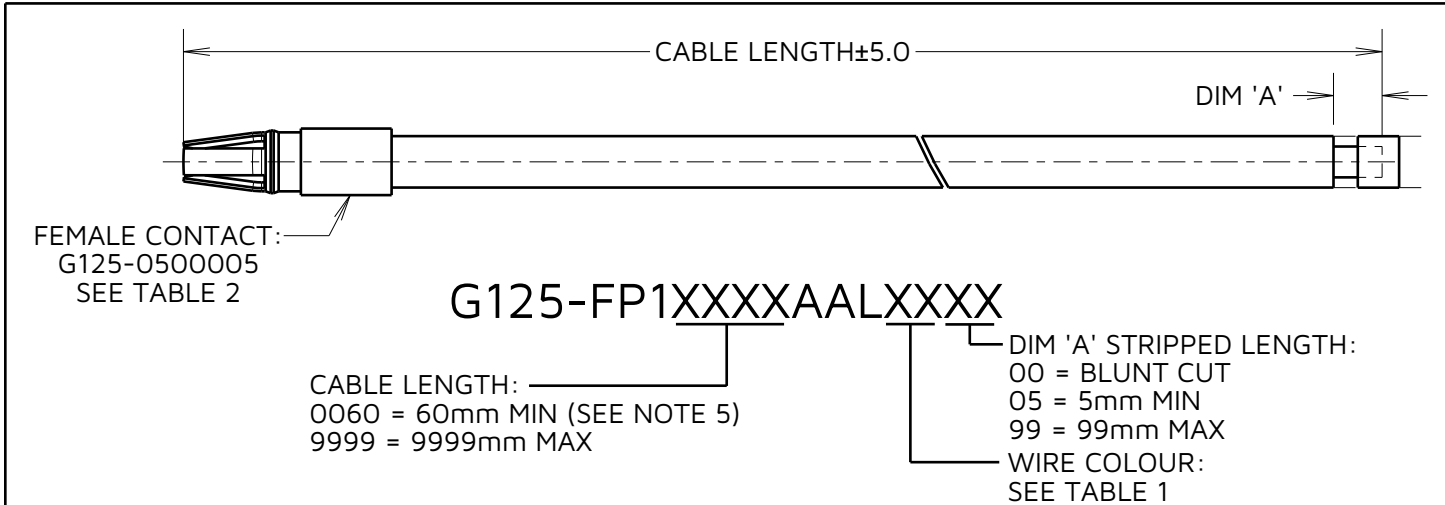
IF IN DOUBT - ASK

©

NOT TO SCALE

THIRD ANGLE PROJECTION

ALL DIMENSIONS IN mm



NOTES:

1. CABLE ASSEMBLIES ARE BULK PACKED IN BAGS.
2. CONTACT INSERTION / WITHDRAWAL KIT = Z125-905.
3. FOR WIRE TYPE AND POTTING COMPOUND SEE C049XX COMPONENT SPECIFICATION (LATEST ISSUE).
4. FOR INSTRUCTIONS ON INSERTION AND REMOVAL OF CONTACTS, SEE INSTRUCTION SHEET IS-38.
5. CABLES SHORTER THAN 60mm ARE POSSIBLE, BUT MUST BE ENQUIRED.
6. TWISTED PAIR ASSEMBLIES ARE NOT AVAILABLE FOR PRE-CRIMPED POWER CONTACTS.

TABLE 2: CONTACT INFORMATION

PART NUMBER	DESCRIPTION	WIRE GAUGE	MAXIMUM INSULATION \varnothing (mm)	STRIP WIRE (mm)
G125-0500005	FEMALE CRIMP POWER CONTACT	18 AWG	1.80	1.50-1.75
G125-1500005	MALE CRIMP POWER CONTACT			

RTP	2	12.06.24	33917
NAME	ISS.	DATE	CN/CO
APPROVED: R.PORTLOCK			
CHECKED: A.YEOMANS			
DRAWN: R.ALEXANDER			
ASSEMBLY DRG:			

TABLE 1: WIRE COLOUR IDENTIFICATION

WIRE COLOUR CODE	WIRE COLOUR
94	WHITE
98	BLACK
99	RED

HARWIN

www.harwin.com

TOLERANCES

X. = $\pm 1\text{mm}$
X.X = $\pm 0.50\text{mm}$
X.XX = $\pm 0.20\text{mm}$
X.XXX = $\pm 0.01\text{mm}$
ANGLES = $\pm 5^\circ$
UNLESS STATED

THIS DRAWING AND ANY INFORMATION OR DESCRIPTIVE MATTER SET OUT HEREON ARE CONFIDENTIAL AND COPYRIGHT PROPERTY OF THE HARWIN GROUP AND MUST NOT BE DISCLOSED, LOANED, COPIED OR USED FOR MANUFACTURING, TENDERING OR FOR ANY OTHER PURPOSE WITHOUT THEIR WRITTEN PERMISSION.

MATERIAL:

SEE ABOVE

TITLE:

G125 SERIES PRE-CRIMPED POWER WIRE ASSEMBLIES

DRAWING NUMBER:

G125-XP1XXXXAAXXXXX

SHT
3
OF
3