



TE Internal #: 5227161-9  
BNC RF Interface, Jack, 50 ohm, Bayonet, 4 GHz Operating  
Frequency, Cable-to-Board, 1 Position, Printed Circuit Board, Panel  
Mount  
[View on TE.com >](#)

Connectors > RF Connectors > Coax Connectors > BNC RF Connector: Male (Jack), Right Angle



RF Interface: **BNC**  
RF Connector Style: **Jack**  
RF Connector Mated Outer Diameter (Approximate): **14.53 mm [ .572 in ]**  
Impedance: **50 Ω**  
RF Connector Coupling Mechanism: **Bayonet**

[All BNC RF Connector: Male \(Jack\), Right Angle \(31\)](#)

Features

Product Type Features

RF Interface	BNC
RF Connector Style	Jack
Connector System	Cable-to-Board
Sealable	No
Connector & Contact Terminates To	Printed Circuit Board

Configuration Features

PCB Mount Orientation	Right Angle
Number of Positions	1
Number of Coaxial Contacts	1

Electrical Characteristics

EMI & RFI Protection & Suppression Type	PCB Ground
Impedance	50 Ω

Body Features



Body Material	Zinc
Body Plating Material	Nickel

Contact Features

RF Connector Center Contact Underplating Material	Nickel
	30 µin
RF Connector Center Contact Plating Material	Gold
RF Connector Center Contact Material	Phosphor Bronze

Termination Features

Termination Post & Tail Length	4.11 mm[.162 in]
Termination Method to PCB	Through Hole - Solder

Mechanical Attachment

PCB Mount Retention	With
Panel Mount Feature Type	Lockwasher and Nut
Panel Attachment Style	Rear Mount
RF Connector Coupling Mechanism	Bayonet
Connector Mounting Type	Panel Mount
RF Contact Captivation Method	Solder
Detent	With

Housing Features

Housing Color	Black
---------------	-------

Dimensions

Mounting Post Length	3.48 mm[.137 in]
Profile Height from PCB	13.18 mm[.519 in]
RF Connector Mated Outer Diameter (Approximate)	14.53 mm[.572 in]

Usage Conditions

Insulation Option	Uninsulated
Operating Temperature Range	-55 – 85 °C[-67 – 185 °F]

Operation/Application

Operating Frequency	4 GHz
---------------------	-------

Packaging Features

Packaging Method	Tube
------------------	------



Other

Grade	Commercial
Dielectric Material	Polymethylpentene

Product Compliance


For compliance documentation, visit the product page on TE.com>

EU RoHS Directive 2011/65/EU	Compliant with Exemptions
EU ELV Directive 2000/53/EC	Compliant with Exemptions
China RoHS 2 Directive MIIT Order No 32, 2016	Restricted Materials Above Threshold
EU REACH Regulation (EC) No. 1907/2006	Current ECHA Candidate List: JUNE 2024 (241) Candidate List Declared Against: JUNE 2024 (241) SVHC > Threshold: Pb (3.7% in Component Part) <b>Article Safe Usage Statements:</b> Do not eat, drink or smoke when using this product. Wash thoroughly after handling. Recycle if possible and dispose of the article by following all applicable governmental regulations relevant to your geographic location.
Halogen Content	Not Low Halogen - contains Br or Cl > 900 ppm.
Solder Process Capability	Wave solder capable to 265°C


Product Compliance Disclaimer

This information is provided based on reasonable inquiry of our suppliers and represents our current actual knowledge based on the information they provided. This information is subject to change. The part numbers that TE has identified as EU RoHS compliant have a maximum concentration of 0.1% by weight in homogenous materials for lead, hexavalent chromium, mercury, PBB, PBDE, DBP, BBP, DEHP, DIBP, and 0.01% for cadmium, or qualify for an exemption to these limits as defined in the Annexes of Directive 2011/65/EU (RoHS2). Finished electrical and electronic equipment products will be CE marked as required by Directive 2011/65/EU. Components may not be CE marked. Additionally, the part numbers that TE has identified as EU ELV compliant have a maximum concentration of 0.1% by weight in homogenous materials for lead, hexavalent chromium, and mercury, and 0.01% for cadmium, or qualify for an exemption to these limits as defined in the Annexes of Directive 2000/53/EC (ELV). Regarding the REACH Regulation, the information TE provides on SVHC in articles for this part number is based on the latest European Chemicals Agency (ECHA) 'Guidance on requirements for substances in articles' posted at this URL: <https://echa.europa.eu/guidance-documents/guidance-on-reach>


Compatible Parts




TE Part # CAT-076-BNCJKSH50  
BNC RF Connector: jack assembly - short, 50 Ohm, 4Ghz



TE Part # 5227426-1  
BNC BLKHD RECPT SEALED



TE Part # 5413771-3  
JACK BLKHD,COML BNC,HEX CRIMP



TE Part # 1-5227079-6  
COMM BNC PLUG



TE Part # 5413779-3  
COML BNC,50 OHM, HEX CRIMP

TE Part # 1-329631-2  
JAM NUT, PLATED

TE Part # 5227169-5  
BNC - SOLDER RECEPT

TE Part # 5227169-7  
BNC SOLDER JACK RECEPTACLE

TE Part # 5227169-8  
BNC - SOLDER RECEPT

TE Part # 5228979-7  
JACK,COML,SERIES BNC,GOLD PL

TE Part # 5228980-7  
JACK,BHD,COML,SERIES BNC,GOLD

TE Part # 1-5221128-7  
PLUG,COMMERCIAL BNC

TE Part # 5227079-5  
COMM BNC PLUG

TE Part # 5227079-6  
COMM. BNC-PLUG

TE Part # 8-5227079-2  
COMM BNC PLUG

TE Part # 1-5227079-1  
COMM BNC PLUG

TE Part # 413779-3  
COML BNC,50 OHM, HEX CRIMP

TE Part # 5330876  
BNC PLUG

TE Part # 1-5221128-0  
PLUG,COMMERCIAL BNC

TE Part # 5227079-7  
COMM. BNC-PLUG

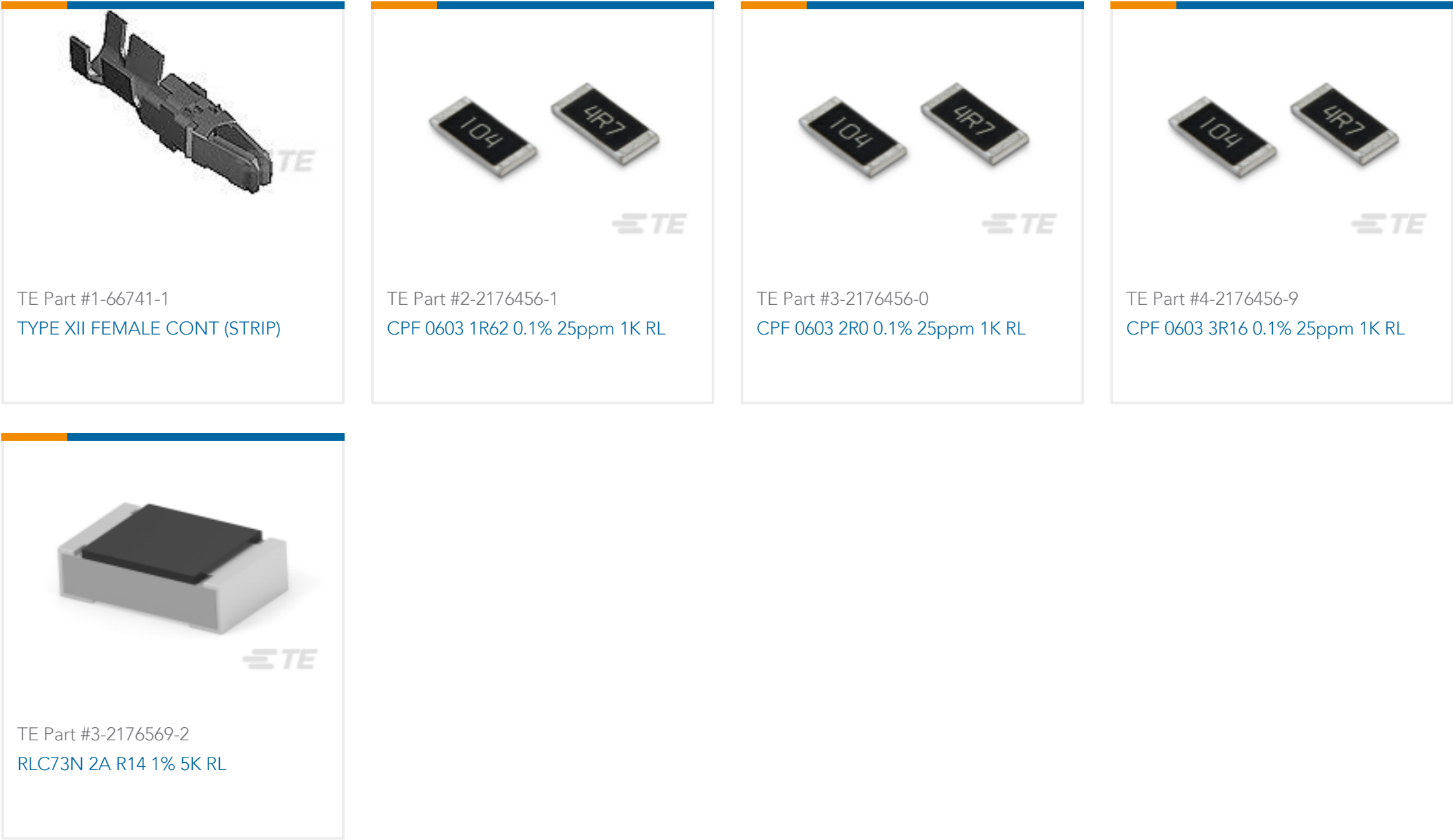
Customers Also Bought

TE Part #5222092-1  
JACK,RTANG,PCB,75 OHM,BNC

TE Part #4-1879378-4  
TLR 2512 2.0W R010 1% 100PPM 2K RL

TE Part #4-2176400-7  
3540 82R 1%

TE Part #6-2176362-0  
RQ 0402 165R 0.1% 10PPM 5K RL



Documents

CAD Files

3D PDF

3D

Customer View Model

ENG\_CVM\_CVM\_5227161-9\_B.2d\_dxf.zip

English

Customer View Model

ENG\_CVM\_CVM\_5227161-9\_B.3d\_igs.zip

English

Customer View Model

ENG\_CVM\_CVM\_5227161-9\_B.3d\_stp.zip

English

By downloading the CAD file I accept and agree to the [Terms and Conditions](#) of use.

Datasheets & Catalog Pages

BNC Connectors

English

Product Specifications

Product Specification

English

Product Specification

English

Instruction Sheets

Instruction Sheet (U.S.)

English

5227161-9

BNC RF Interface, Jack, 50 ohm, Bayonet, 4 GHz Operating Frequency, Cable-to-Board, 1 Position, Printed Circuit Board, Panel Mount

