NO. P3E374

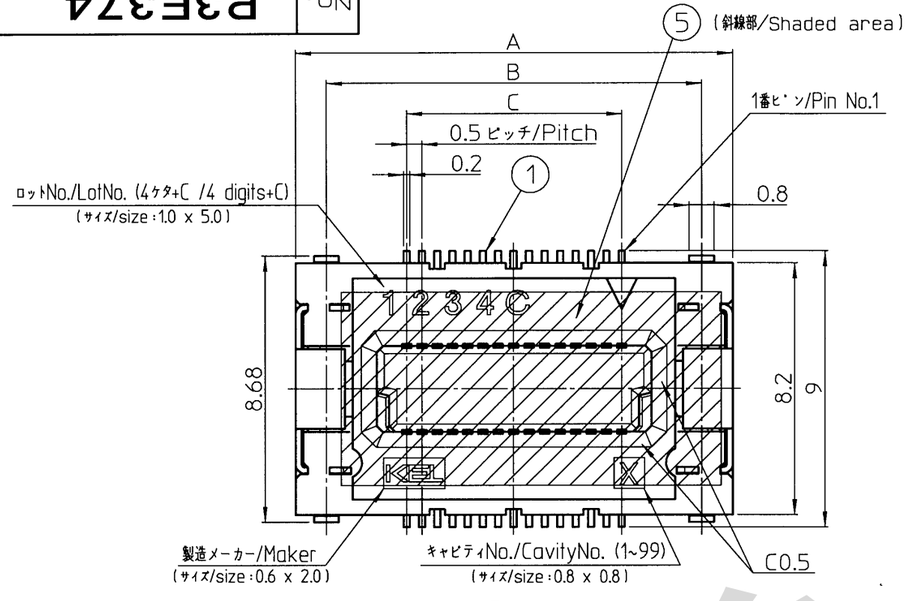

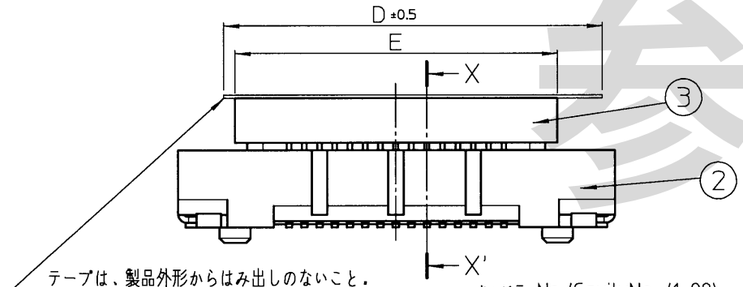

テープは、製品外形からはみ出しのないこと。
/Tape shall be stick within Product outline.

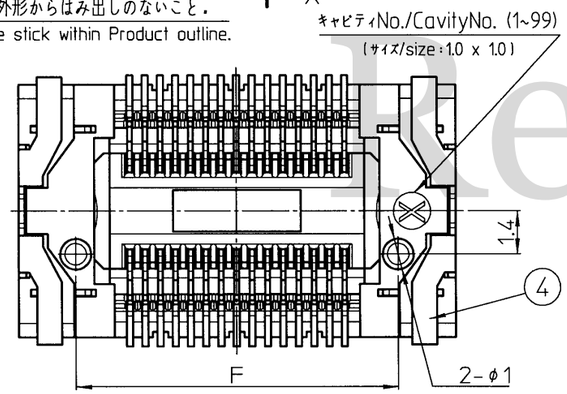

NOTES

1. 指定無き寸法公差/Unless otherwise specified, tolerances shall be.
   0~10未満/Less than 10 ±0.2 mm
   10~50 ±0.25 mm
2. コプラナリティ/Coplanarity
   コンタクト及び固定金具のテール部のバラツキ:0.1 mm以下
   /Variation of tail in contact and retention clip from a reference plane:0.1 mmMAX.
3. 本図は DY03-030S-BT で記載。
   /This drawing is based on DY03-030S-BT.

DY0□-□□□ S-B T

- T:防塵テープ付き/With Dust-proof tape
- リール梱包数/Number of reel packaging B : 1,000pcs.
- テール形状/Shape of tail S:ストレートタイプ/Straight type
- 極数/Number of contacts 050: 50極/ 50pin
- シリーズ名/Series name DY03:レセプタクル ボス有り/Receptacle with Boss DY04:レセプタクル ボス無し/Receptacle without Boss

参考資料
Reference

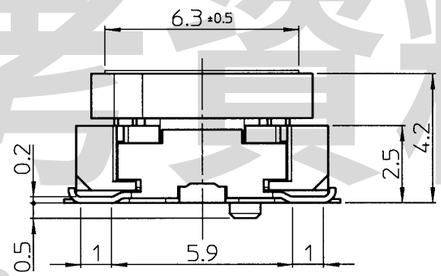

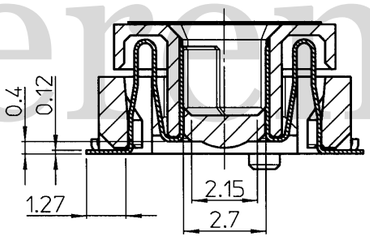

X-X' 断面
X-X' Cross-section

極数/No.	A	B	C	D	E	F
050	19.2	17.2	12.0	17.3	15.5	15.5

フローティング機構/Floating mechanism

コネクタ嵌合時にインシュレータBが可動し、プラグとレセプタクルの実装ズレを吸収します。
/Since InsulatorB is movable when connectors are mated, a mounting gap between plug and receptacle connector can be corrected.

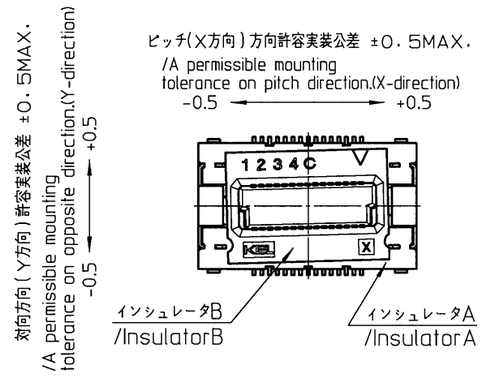

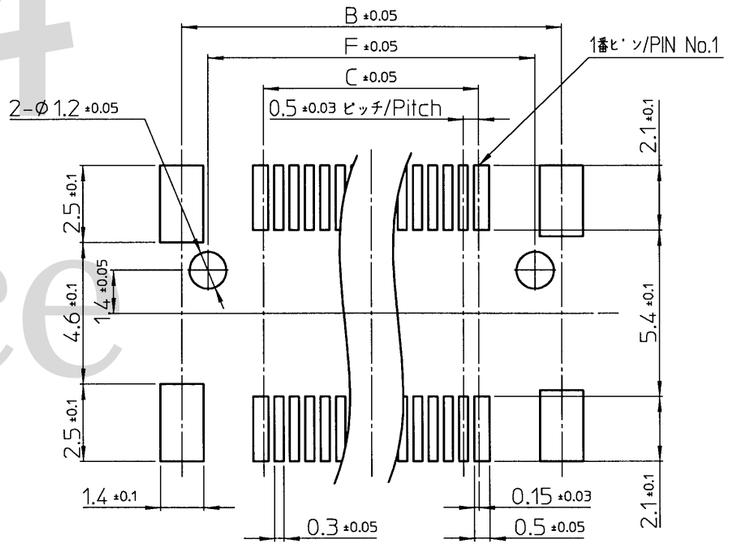

参考基板設計要領(コネクタ搭載面)
A reference drawing of P.W.B(Connector mounting side)

No.	部品名 /Part name	数量 /Quantity	材質/Material	仕上げ/Finish
⑤	防塵テープ /Dust-proof tape	1	ポリイミド/Polyimide	t=0.08 茶褐色/Brown
④	固定金具 /Retention clip	2	銅合金/Copper alloy	ニッケルめっき下地, 金めっき厚 0.05μm以上 /Under plating Nickel, Gold plating thickness 0.05μm or more
③	インシュレータB /InsulatorB	1	9Tナイロン(UL94V-0)黒 ガラス繊維入り /Glass-filled 9T NYLON(UL94V-0),Black	――
②	インシュレータA /InsulatorA	1	LCP(UL94V-0)黒 ガラス繊維入り /Glass-filled L.C.P.(UL94V-0),Black	――
①	コンタクト /Contact	極数 /No. of contact	銅合金/Copper alloy	ニッケルめっき下地, 金めっき厚 0.25μm以上(接触部), 0.05μm以上(テール部) /Under plating Nickel, Gold plating thickness 0.25μm or more (Contact area) Gold plating thickness 0.05μm or more (Tail area)

REV.	DATE	APPROVED BY	CHECKED BY	DRAWN BY	DESCRIPTION
4 ×					
2 ×					
1 ×					

THIRD ANGLE PROJECTION	DRAWN BY	DATE	CHECKED BY	DATE	APPROVED BY	DATE	SCALE	UNIT
	T.Morikami	May 29, 2021	M.Kobayashi	May 28, 2021	M.Kogumi	May 28, 2021	5:1	mm

MATERIAL

FINISH

TITLE
DY03-□□□S-BT
DY04-□□□S-BT
(小極タイプ/Small number type)

KEL CORPORATION

DRAWING No. P3E374

REVISION 1