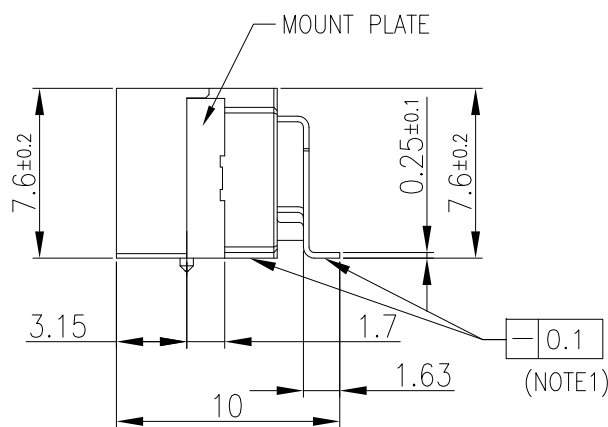
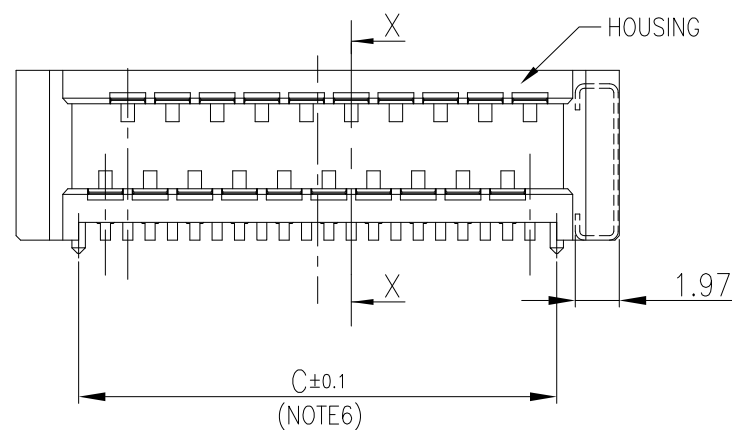
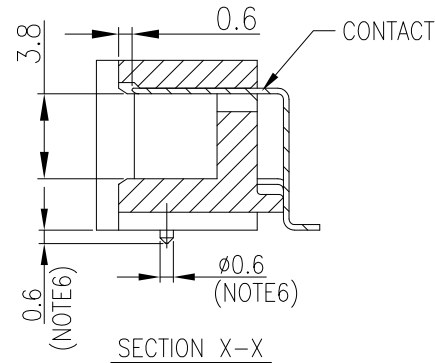
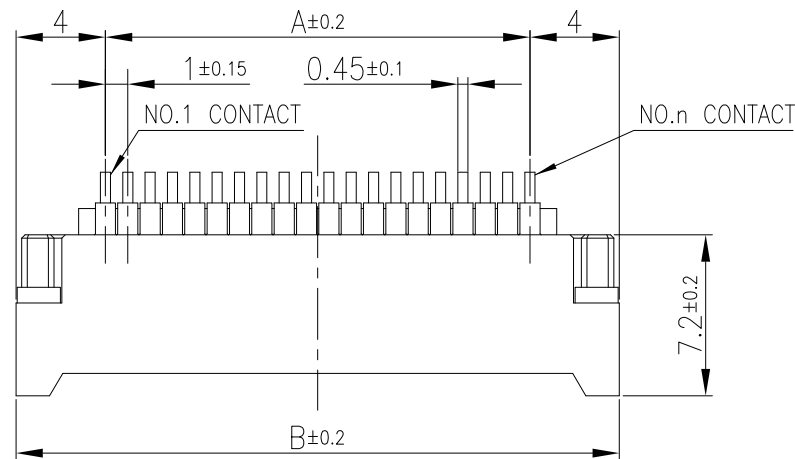
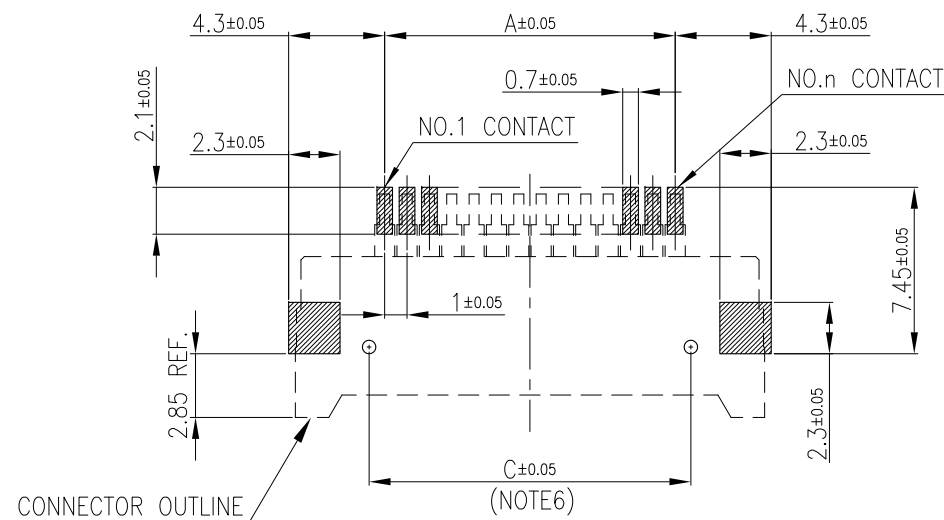


PRODUCT NO.
BTFW__R-3R_T_LF



RECOMMENDED PC BOARD LAYOUT
(COMPONENT SIDE)



NOTE

- 1.FLATNESS FOR CONTACT TERMINAL AND MOUNTING PLATE MUST BE WITHIN 0.1mm.
- 2.HOUSING MATERIAL : GLASS FILLED THERMOPLASTIC 9TPA, COLOR BLACK UL94-V0
- 3.CONTACT MATERIAL : BRASS C2680R
- 4.MOUNTING PLATE MATERIAL : BRASS C2680R (REFLOW Sn 1um MIN. PRE-PLATING)
- 5.THIS PRODUCT MEETS EUROPEAN UNION DIRECTIVES AND OTHER COUNTRY REGULATIONS AS DESCRIBED IN GS-47-0004.
- 6.THESE DIMENSIONS ARE APPLICABLE FOR WITH BOTH TYPE.
- 7.PRODUCT NUMBER STRUCTURE

BTFW __ R - 3R _ T _ LF

LF : LEAD FREE
PLATING VARIATION
G : CONTACT AREA Au 0.1um MIN. / Ni UNDER 2~4um
OTHER AREA MATTE Sn 1.5~3.5um / Ni UNDER 2~4um
BLANK : CONTACT AREA MATTE Sn 2.5~3.5um / Ni UNDER 2~4um
OTHER AREA MATTE Sn 1.5~3.5um / Ni UNDER 2~4um
HOUSING BOSS VARIATION
S : WITHOUT
B : WITH
R : RECE CONNECTOR
PIN COUNT (10, 14, 18, 20, 24, 26, 30PIN)
SERIES NAME

DIMENSION TABLE

PART NUMBER	PIN COUNT	A	B	C
BTFW10R-3RST_LF	10	9	17	-
BTFW10R-3RBT_LF	10	9	17	11.4
BTFW14R-3RST_LF	14	13	21	-
BTFW14R-3RBT_LF	14	13	21	15.4
BTFW18R-3RST_LF	18	17	25	-
BTFW18R-3RBT_LF	18	17	25	19.4
BTFW20R-3RST_LF	20	19	27	-
BTFW20R-3RBT_LF	20	19	27	21.4
BTFW24R-3RST_LF	24	23	31	-
BTFW24R-3RBT_LF	24	23	31	25.4
BTFW26R-3RST_LF	26	25	33	-
BTFW26R-3RBT_LF	26	25	33	27.4
BTFW30R-3RST_LF	30	29	37	-
BTFW30R-3RBT_LF	30	29	37	31.4

mat'l. code SEE_TABLE				surface 58 ISO 1302	tolerance ISO 406 ISO 1101	projection MM	product family 594F									
ltr	ecn	no	dr	date	tolerances unless otherwise specified		MM	title FLOATING BOARD TO BOARD RECE CONNECTOR (LEAD FREE) (CAT.No. BTFW__R-3R_T_LF)								
A			S.W	2018-09-10	angles	linear										
					0°±2'		scale 3:1									
					dr	S.WATANABE	2018-09-10	Amphenol FCI								
					enrg	S.WATANABE	2018-09-10									
					chr	T.LENG	2018-09-10									
					appd	Y.KAMEDA	2018-09-10									
sheet index	revision sheet	A	A	A	A											
		1	2	3												

