




Connectors > Rectangular Connectors > Standard Rectangular Connectors



Connector Product Type: **Housing**
Connector & Housing Type: **Receptacle**
Termination Method to Wire & Cable: **Crimp**
Connector System: **Cable-to-Cable, Cable-to-Panel**
Contact Retention Within Housing: **With**

Features

Product Type Features

| | |
|-----------------------------------|--------------------------------|
| Connector Product Type | Housing |
| Connector & Housing Type | Receptacle |
| Connector System | Cable-to-Cable, Cable-to-Panel |
| Sealable | No |
| Connector & Contact Terminates To | Wire & Cable |

Configuration Features

| | |
|----------------------------|----|
| Number of Signal Positions | 14 |
| Number of Power Positions | 14 |
| Number of Positions | 14 |
| Number of Rows | 3 |

Electrical Characteristics

| | |
|-------------------|---------|
| Operating Voltage | 250 VAC |
|-------------------|---------|

Body Features

| | |
|-----------------------|------|
| Primary Product Color | Blue |
|-----------------------|------|



Contact Features

| | |
|----------------------------------|--------|
| Contact Type | Socket |
| Contact Retention Within Housing | With |
| Contact Current Rating (Max) | 13 A |

Termination Features

| | |
|------------------------------------|-------|
| Termination Method to Wire & Cable | Crimp |
|------------------------------------|-------|

Mechanical Attachment

| | |
|--------------------------|-------------|
| Panel Mount Feature | With |
| Panel Mount Feature Type | Screw Mount |
| Connector Mounting Type | Panel Mount |

Housing Features

| | |
|--------------------|-------------------|
| Housing Material | Diallyl Phthalate |
| Centerline (Pitch) | 3.81 mm[.15 in] |

Dimensions

| | |
|--------------------|-------------------|
| Row-to-Row Spacing | 3.3 mm[.13 in] |
| Connector Width | 11.18 mm[.44 in] |
| Connector Height | 31.75 mm[1.25 in] |
| Wire Size | 30 – 14 AWG |
| Connector Length | 23.24 mm[.915 in] |

Usage Conditions

| | |
|-----------------------------|----------------------------|
| Operating Temperature Range | -65 – 125 °C[-85 – 257 °F] |
|-----------------------------|----------------------------|

Operation/Application

| | |
|---------------------|----------------|
| Circuit Application | Power & Signal |
|---------------------|----------------|

Industry Standards

| | |
|------------------------|-------------------------------|
| Glow Wire Rating | Standard Part - Not Glow Wire |
| UL Flammability Rating | UL 94V-0 |

Packaging Features

| | |
|--------------------|--------|
| Packaging Quantity | 261 |
| Packaging Method | Carton |

Product Compliance

For compliance documentation, visit the product page on [TE.com](#)>



| | |
|---|--|
| EU RoHS Directive 2011/65/EU | Compliant |
| EU ELV Directive 2000/53/EC | Compliant |
| China RoHS 2 Directive MIIT Order No 32, 2016 | No Restricted Materials Above Threshold |
| EU REACH Regulation (EC) No. 1907/2006 | Current ECHA Candidate List: JAN 2025 (247) Candidate List Declared Against: JAN 2024 (240) SVHC > Threshold: tris(2-methoxyethoxy)vinylsilane (.11% in Component Part) Article Safe Usage Statements: Do not eat, drink or smoke when using this product. Wash thoroughly after handling. Recycle if possible and dispose of the article by following all applicable governmental regulations relevant to your geographic location. |
| Halogen Content | Not Low Halogen - contains Br or Cl > 900 ppm. |
| Solder Process Capability | Wave solder capable to 265°C |

Product Compliance Disclaimer

This information is provided based on reasonable inquiry of our suppliers and represents our current actual knowledge based on the information they provided. This information is subject to change. The part numbers that TE has identified as EU RoHS compliant have a maximum concentration of 0.1% by weight in homogenous materials for lead, hexavalent chromium, mercury, PBB, PBDE, DBP, BBP, DEHP, DIBP, and 0.01% for cadmium, or qualify for an exemption to these limits as defined in the Annexes of Directive 2011/65/EU (RoHS2). Finished electrical and electronic equipment products will be CE marked as required by Directive 2011/65/EU. Components may not be CE marked. Additionally, the part numbers that TE has identified as EU ELV compliant have a maximum concentration of 0.1% by weight in homogenous materials for lead, hexavalent chromium, and mercury, and 0.01% for cadmium, or qualify for an exemption to these limits as defined in the Annexes of Directive 2000/53/EC (ELV). Regarding the REACH Regulation, the information TE provides on SVHC in articles for this part number is based on the latest European Chemicals Agency (ECHA) 'Guidance on requirements for substances in articles' posted at this URL: <https://echa.europa.eu/guidance-documents/guidance-on-reach>

Compatible Parts




TE Part # 201297-1
MALE BLOCK 14 PL.



TE Part # 200389-2
GUIDE PIN KIT


Also in the Series | AMP M Series



Board-to-Board Jumpers & Shunts(5)



Connector Contacts(51)



Connector Hardware(47)



Power Contacts(51)



Rectangular Connector Housings(77)



Rectangular Power Connectors(82)



Standard Rectangular Connectors(81)


Customers Also Bought



TE Part #M3041-000005-100PG
PRESS XDCR M3041-000005-100PG



TE Part #CTJ-3D-06
RAIL ASSY



TE Part #75019-106P
RECP ASSY



TE Part #1-200871-0
SER. "M" JACKSCREW MALE ASSY



TE Part #5-1437622-7
KN5700B1/4=KNOB BLACK PAIR 1/8




TE Part #1623927-2
CFR16 5% 100R



TE Part #2-1623928-8
CFR16 5% 4K7



TE Part #378013-002
44A7620-20-9/5-9



TE Part #7-1617090-4
LS-9811 = LS LATCHING HALF-SIZ



TE Part #ES2050401CTM
ES2050401CTM=RELAY

Documents



Product Drawings

FEMALE BLOCK 14 POS

English

CAD Files

3D PDF

3D

Customer View Model

ENG_CVM_CVM_201298-3_AH.2d_dxf.zip

English

Customer View Model

ENG_CVM_CVM_201298-3_AH.3d_igs.zip

English

Customer View Model

ENG_CVM_CVM_201298-3_AH.3d_stp.zip

English

By downloading the CAD file I accept and agree to the [Terms and Conditions](#) of use.

Datasheets & Catalog Pages

M_SERIES_PIN_AND_SOCKET_CONNECTORS

English

Instruction Sheets

Instruction Sheet (U.S.)

English

AMP 14 Position Series "M" -SM & "M" -DM Connectors

English

Instruction Sheet (U.S.)

English

6, 14, 20 AND 41 POSITION SERIES "M" CONNECTORS

English

Agency Approvals

Agency Approval Document

English